

NW32[®] DECK


Deep, wide-rib profile provides 32-inch coverage

NW32 is the widest of our type N roof decks. At 32 inches, NW32 facilitates large, open spaces uninterrupted by supporting columns or walls. It is ideal for structures such as gymnasiums and convention centers. Because it is 33 percent wider than standard N deck, NW32 deck achieves coverage with fewer panels, lowering labor and material costs and accelerating installation.

- Available as an acoustic deck
- Nestable or interlocking side laps
- Thicknesses ranging from 16 to 22 gage
- Available in lengths from 6'-0" to 40'-0"
- UL-, FM- and ICC-approved
- Noise Reduction Coefficients (NRC) up to 0.95



Standard N deck



NW32

For more information on engineered solutions visit:

www.newmill.com

New Millennium Building Systems is a wholly owned subsidiary of Steel Dynamics Inc.
© 2022 New Millennium Building Systems, LLC All rights reserved. Form No. 22-NMBS-63

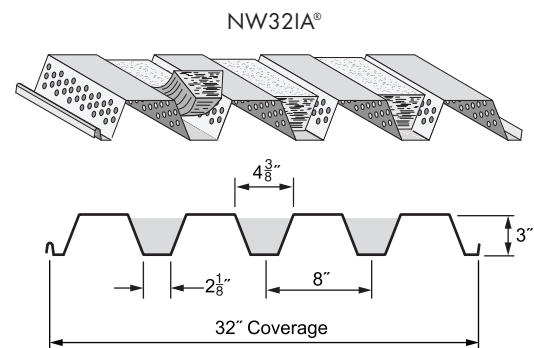
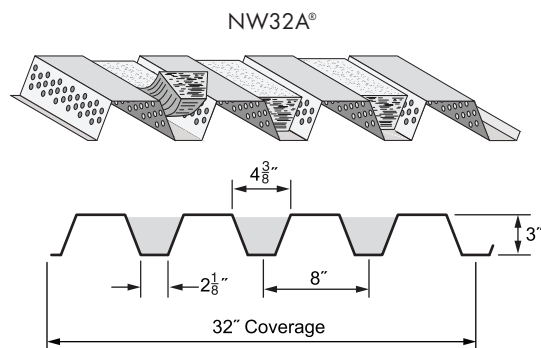
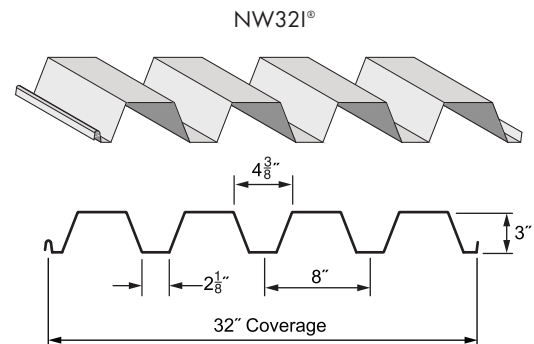
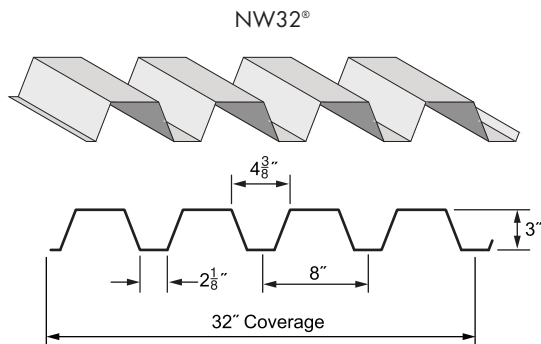


NEW MILLENNIUM
BUILDING SYSTEMS
Building a better steel experience.

NW32® Deck

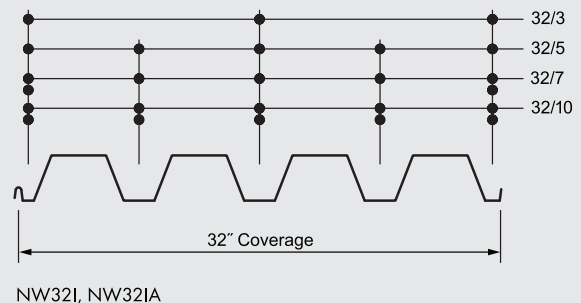
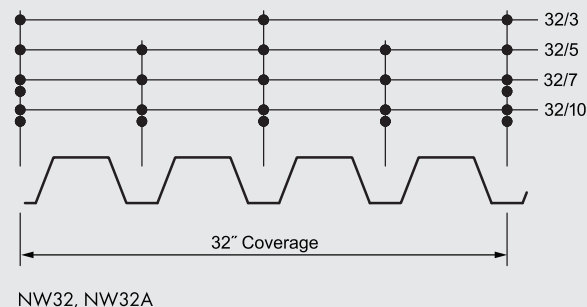
Cover larger areas with fewer deck panels

The 32 of NW32 represents the width in inches of each panel of the deck—8 inches wider than standard N deck. It reduces labor costs because there are fewer deck panels to lift, spread and connect to the frame and one another, which also equals faster installation.



For technical data, including load tables, acoustical values, and design tools, please visit newmill.com.

Typical fastener patterns



NEW MILLENNIUM
BUILDING SYSTEMS
Building a better steel experience.

For more information and ordering,
contact your local sales representative.

newmill.com